

Preparing for Exams

Sources of academic support

Resources

Practical preparation

Taking the exam

Getting your results

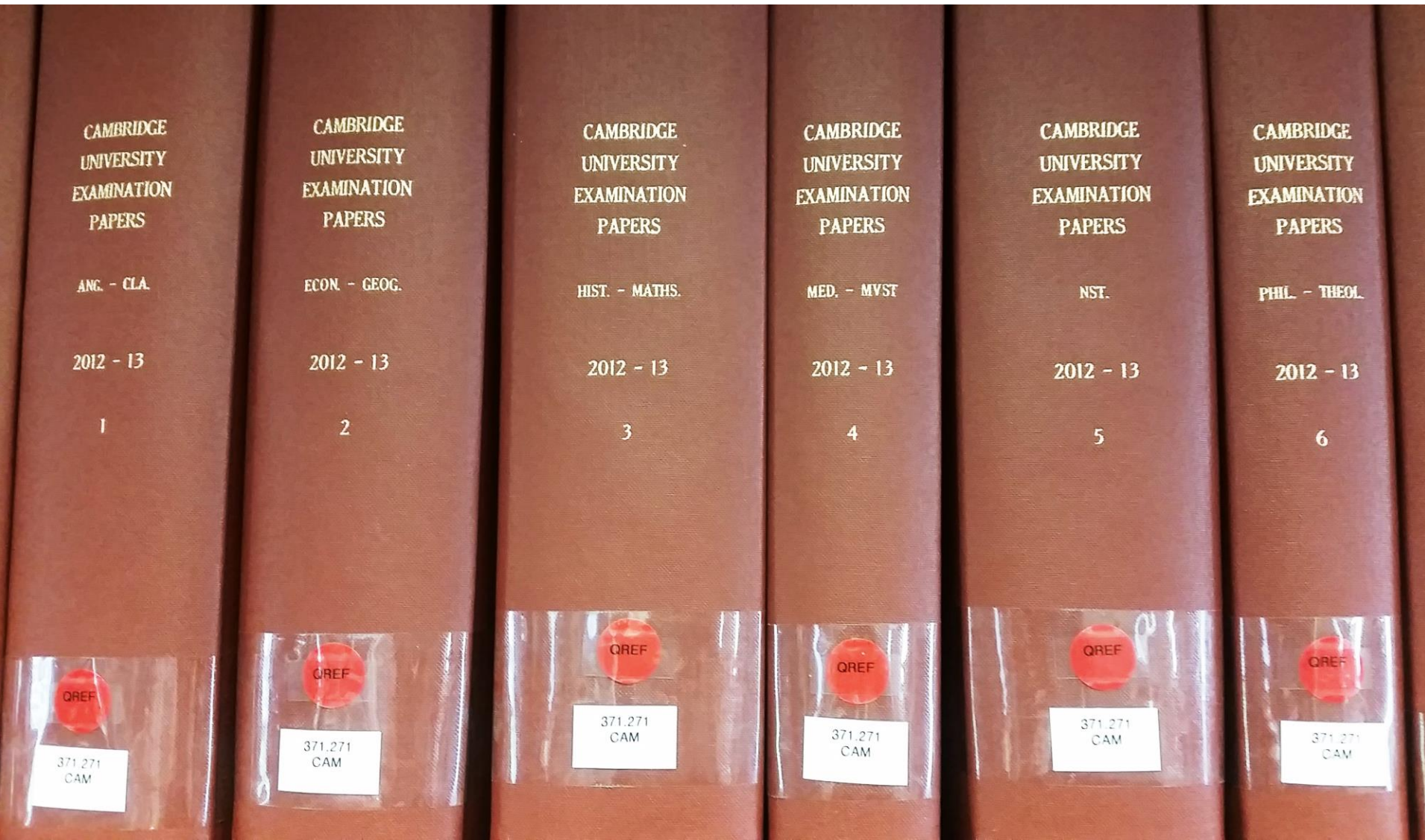
Sources of academic support

- Supervisors
 - Should have strong knowledge of course content
 - May not have sat the exam you are taking (studied elsewhere)
 - Revision supervisions, practice papers etc
- DoS (Undergraduates, MAST & LLM)
 - Knowledge of course structure and marking/classing criteria
 - May not know all the answers to questions on the paper(s) you are sitting, particularly in borrowed papers and later years!

Sources of academic support

- Course coordinator / course director
 - May provide overview / revision lectures
 - Try your supervisors or DoS first for specific questions
- Other students who have taken the paper before or who are working on it now can be really helpful
 - DO remember that course content changes over time
 - Respect their need to prepare for their own papers

Resources: Past papers



Resources: Past papers

- Almost all first year undergraduate students at Hughes will have sat a mock paper prior to Tripos. These may have been based on past papers.
- Extra practice of past papers is still a good idea.
- There are a variety of ways to do this:
 - On your own in a quiet environment with a timer set and no notes
 - Using your notes, try to pick out the important elements for an answer but don't worry about the time it takes
 - In a group so you can share ideas about the best way to tackle a problem or essay
 - Before or during a supervision

Question spotting...

*We are trying to test.... a combination of knowledge and understanding of the theory presented in lectures and the ability to apply that knowledge to solve mainly **unseen** problems.*

Questions vary (in content, length and difficulty) from one year to the next.





Resources:

Faculty of Biology

- Home
- For Undergraduates
- For Departmental Staff
- For College Staff
- Governance
- Contact

Exams and Marking

Faculty of Biology

For Undergraduates

Medical and Veterinary Science Tripos

Natural Science Tripos

PBS Tripos

Exams and Assessment

- > MVST Exams
- > NST Exams
- > Examination Skills

Guide For Students:

- [Undergrad Exam Information](#)
- [Examination Skills](#)
- [Faculty Board Guidance on Plagiarism](#)
- [Form and Conduct Notices \(MVST IA, IB, and 2nd MB\)](#)
- [Form and Conduct Notices \(NST IA, IB, Part II, and Part III\)](#)
- [Examination Structure and Papers \(MVST\)](#)
- [Marking and Classing Scheme \(MVST IA\)](#)
- [Marking and Classing Scheme \(MVST IB\)](#)
- [Marking and Classing Scheme \(BBS\)](#)
- [2nd MB/2nd Vet MB Passmarks](#)
- [Your Results](#)
- [Marks](#)

Resources:

Marking and classing criteria

These tell you what is actually going to be assessed:

- They may be very general:

An answer that shows very clear understanding, displays a high degree of accuracy, thoroughness and perceptiveness, and provides a cogent, well supported, and well structured argument focused on the question, with a significant level of insight and a degree of originality.

- Or very specific:

*Very good (at the lower end of the band) to excellent (at the higher end) knowledge of the cuneiform script. Very good to excellent transliterations/normalisations and translations, reflecting correct understanding of the Akkadian. **Good English style.***


*At the lower end there may be occasional minor lapses, or **gaps for difficult words/forms**. Solicited notes are fully or almost fully correct, and clear.*

Marking and classing criteria

And there may be important notes at the end:

- *Significant repetition....may be penalized.*
- *Reproducing a translation from another source is not acceptable.*

**"Education is not
the learning of
facts, but the
training of the mind
to think."
-Albert Einstein**



Marking and classing criteria

Beware how paper marks are combined:

*In order to achieve any overall class for Part IIA PBS, a candidate must attain that target class, or higher, in at least **two** papers; and also must attain at least the next lower class, in **all** papers.*

This means that to get a first a candidate must receive marks of 60 or above (at least an upper second) in all papers, two of which are 70 or above.

Similarly, to achieve an upper second, they must achieve at least 50 in all papers, and 60 or above in two papers.

Resources:

Form and Conduct Notices

Lots or little useful information – you will need to check!

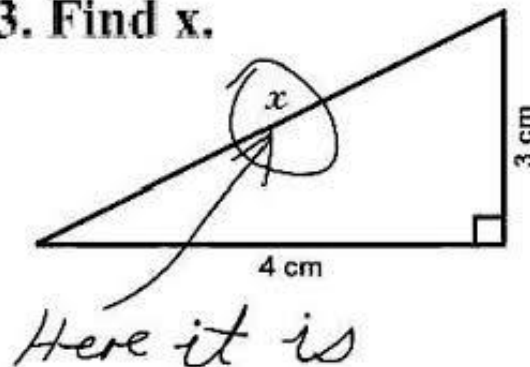
ARC5. Egyptian Language I

- This paper is assessed through two in-class tests of two hours each. The first one will take place at the end of week six of Lent term, while the second will be conducted at the end of week four of Easter term.
- Each test will consist of the transliteration and translation of selections of unseen passages in hieroglyphic Middle Egyptian, appropriate to the expected level of proficiency of the students at the time of each assessment. In addition to the transliteration and translation, the **complete grammatical analysis** (parsing) of each Egyptian passage will be required.
- **The use of sign lists and glossaries or dictionaries is permitted, and copies will be supplied to the students for the purposes of the test by the course coordinator.**
- Each test will make up 50% of the total mark awarded for the paper.

Resources: Model Answers

- The availability of these is very variable across subjects. Philosophy is excellent!
- Excellent advice on the use of past papers and model answers is given by the Faculty of Mathematics
 - <https://www.maths.cam.ac.uk/examples-solutions-part-ia#comment>

3. Find x .



Planning your time

- You may have the whole term in which to revise.
- You may have new lecture courses in the Easter Term to cope with as well as revision.
 - Don't just “bin” the Easter Term work – it may be essential. If in doubt please ask your DoS.

Staying focussed and motivated

- Everyone has good days and bad days.
- Try working a variety of different spaces to see what works well for you....
- Seminar Room B is available most days for students
- You are welcome to work in the Peter Richards Room if it is available
- Please avoid using laptops etc in the Dining Hall at actual meal times – keeping meal times for eating and talking is a good idea anyway.

And elsewhere:

- <https://spacefinder.lib.cam.ac.uk/>

The screenshot displays the Spacefinder website interface. The browser address bar shows the URL <https://spacefinder.lib.cam.ac.uk>. The page header includes the 'Spacefinder' logo and a 'Terms & feedback' link. On the left, a sidebar contains filters for 'I WANT TO WORK...' (Alone, in private; Where others are working; With friends; On a group project) and 'ATMOSPHERE' (Disciplined; Relaxed; Historic; Modern; Inspiring; Cosy; Social). The main content area shows search results for 'Showing 35 of 48 results.' with a 'LOAD 13 MORE' button. Three results are visible: 'The Snug (Lensfield Road)' (a bar), 'UL - North Front Corridor' (a library space), and 'UL - West 4' (a library space). Each result includes a photo, a title, a description, and icons for amenities like Wi-Fi, power outlets, and seating. On the right, a map of Cambridge shows the locations of these spaces and other points of interest, marked with colored pins. The map includes labels for areas like Castle, Arbury, Chesterton, and Grantchester Meadows, as well as landmarks like Jesus Green and the River Cam.

*Space finder includes places **without** Wi-Fi*


Timetable

- Create a timetable for your work
- Ensure it includes time for extra curricular activities
- You will probably not succeed in sticking to your timetable 100%
- When you get a bit behind it is tempting to cut out time off. But you need time off revision as much as time revising if you are to achieve your potential.

If you have been working hard all year you need to be generous to yourself when things get a bit out with your timetable...

Structured time off...

- Keep exercising, singing or whatever
 - But do be realistic if you are involved in a very time-consuming activity (golf, cricket, putting on a play etc)
- DO still see your friends



- But – consider turning alerts off on your phone and laptop.



Practical preparation

- Check what you are allowed to take with you:
 - Calculators
 - These may need to be authorised by the department
 - Drawing aids
 - Formulae sheets
 - Specified reference materials
- Bottle of clear water
- ***No other food or drink or medicines may be taken into the exam room unless applied for in advance***

Practical preparation:

Your exam dates and times

- These are on your yellow exam confirmation form (ECF)
 - The Tutorial Office will email you when these are in your pigeon holes....
- They are also on Camsis

| My Personal Information | |
|-------------------------|----------------------------|
| Academic information | Languages |
| Addresses | Names |
| Email addresses | Personal data (gender etc) |
| Emergency contacts | Phone numbers |
| Internet addresses | Visa Applications |

| Other Information | |
|--|---|
| Advisers (DoS, Tutor, etc) | Manage @cam email address ↗ |
| Athletic participation | Publications |
| Awards and bursaries | Student questionnaires |
| Cambridge Bursary Scheme | Work experience |
| Graduation information ↗ | |

| Examinations | |
|-------------------------|----------------------------|
| Examination entry rules | My results |
| Examination timetable | When can I see my results? |

| Apply For Things | |
|---|----------------------|
| Apply for graduate course ↗ | Transcripts |
| Apply for graduation | Verification letters |
| Degree certificates ↗ | |

Select the term for which you would like to view your examination timetable.

| Term | Institution | Career |
|---|-------------------------|---------------|
| <input checked="" type="radio"/> Easter Term 2016 | University of Cambridge | Undergraduate |
| <input type="radio"/> Easter Term 2015 | University of Cambridge | Undergraduate |

[View Exam Timetable](#)

Easter Term 2016 – University of Cambridge

Your examination timetable is listed below.

Please make sure you know where the venue of each examination is and aim to arrive at least 15 minutes before the start time. Your examination candidate number will be sent to you via your College Office.

| | | |
|---------------------|---------------------------------------|------|
| Subject Area | LWT1 Law Tripos, Part IB | ICAL |
| Description | Land law (Exam) | |
| Date/Time | 19 May 2016 13:30 - 16:30 | |
| Description | Faculty of Law | |
| Subject Area | LWT1 Law Tripos, Part IB | ICAL |
| Description | Law of contract (Exam) | |
| Date/Time | 23 May 2016 13:30 - 16:30 | |
| Description | Faculty of Law | |
| Subject Area | LWT1 Law Tripos, Part IB | ICAL |
| Description | Criminology, sentencing, and t (Exam) | |
| Date/Time | 24 May 2016 09:00 - 12:00 | |
| Description | Faculty of Law | |
| Subject Area | LWT1 Law Tripos, Part IB | ICAL |
| Description | Criminal procedure and crimina (Exam) | |
| Date/Time | 25 May 2016 13:30 - 16:30 | |
| Description | Faculty of Law | |

- The timetables are also published

- <http://www.cambridgestudents.cam.ac.uk/your-course/examinations/all-students-timetable>

All students timetable

Class List publication dates

A list of classlist publication dates is made available each May for Easter Term classlists, for [Easter Term 2016 the list can be found here](#). Please contact the Student Registry directly (recordsandexams@admin.cam.ac.uk) for information about Michaelmas and Lent Term classlist publication dates or speak to your department.

Exam timetables

2016-17

- Exam Timetable: Michaelmas Term 2016 (September 2016 examinations)
- Exam Timetable: Michaelmas Term 2016 (October-December 2016 examinations)
- Exam Timetable: Michaelmas Term 2016 and Lent Term 2017 Master of Corporate Law
- Exam Timetable: Lent Term 2017
- Exam Timetable: Lent Term 2017 EMBA Revised
- Exam Timetable: Early Easter Term 2017 (12 April - 12 May)
- Exam Timetable: Early Easter Term 2017 - Engineering Tripos Part IIA and IIB; Computer Science Tripos Part III; Associated M.Phil and M.Res Examinations

- Check the dates and times carefully...
mistakes are not unheard of!

Practical preparation

- Where is your exam?
 - Check your ECF (Exam Confirmation Form)
 - Look up the venue:

<http://www.cambridgestudents.cam.ac.uk/your-course/examinations/undergraduate-exam-information/exam-sites>

Exam sites

The university uses a number of sites for exams, several are internal university owned sites, some are department sites and the rest are hired external sites.

You should ensure that you are familiar with the location of your exam venue, and how long it may take you to travel to it, before your exam starts. The maps tool on google [HERE](#) allows you to plan journeys walking or cycling by clicking on the 'Get directions' button and choosing your mode of transport. Addresses for venues can be found on the university map by clicking on the venues listed below.

Background noise is unavoidable in all of our exam sites and library conditions are a close equivalent of what you might expect within an exam room.

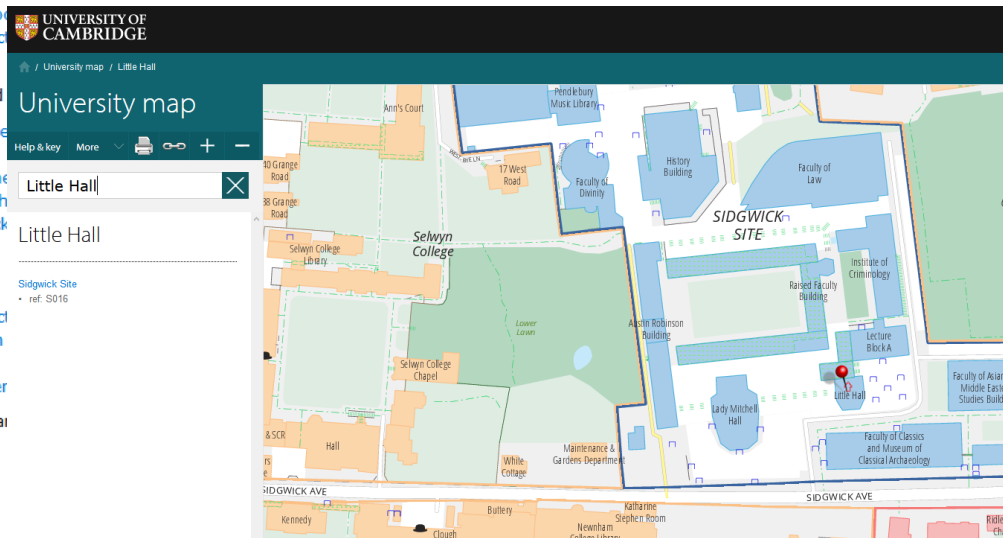
Exams held in the Michaelmas term, Lent term and the start of the Easter term are usually held in the following internal sites

- Institute for Manufacturing
- Lady Mitchell Hall
- Mill Lane Lecture Rooms
- Mill Lane Library (in the Lecture Block building)
- Phoenix Teaching Room
- Sidgwick Avenue Lecture Theatre
- University Centre

During the main period

- Babbage Lecture Theatre
- Corn Exchange
- Cockcroft Lecture Theatre
- Crausaz Wordsworth
- Fenner's Indoor Cricket
- Guildhall
- Hauser Forum
- Little Hall
- Sidgwick Avenue Lecture
- Titan Teaching Room
- University Centre
- University Sports Centre

And the following depart



Check your route and test it....

Route Options:

| Route Description | Time | Distance |
|--|--------|-----------|
| via Adams Rd | 50 min | 2.6 miles |
| via Burrell's Walk and Adams Rd | 50 min | 2.6 miles |
| via Silver St, Burrell's Walk and Adams Rd | 54 min | 2.7 miles |

Map Details:

- Start:** Hughes Hall, University of Cambridge
- End:** Sports Centre and Gym, University Of Cambridge
- Intermediate Landmarks:** Cambridge University Library, Cambridge University Botanic Garden, Grantchester, Fen Ditton.
- Streets:** Adams Rd, Burrell's Walk, Silver St, Huntingdon Rd, Grantchester Rd, Cherry Hinton Rd, Hills Ave, Queen Edith's Way.
- Distances:** 2.6 miles (via Adams Rd), 2.7 miles (via Silver St).
- Times:** 50 min (via Adams Rd), 54 min (via Silver St).

Google Maps Interface:

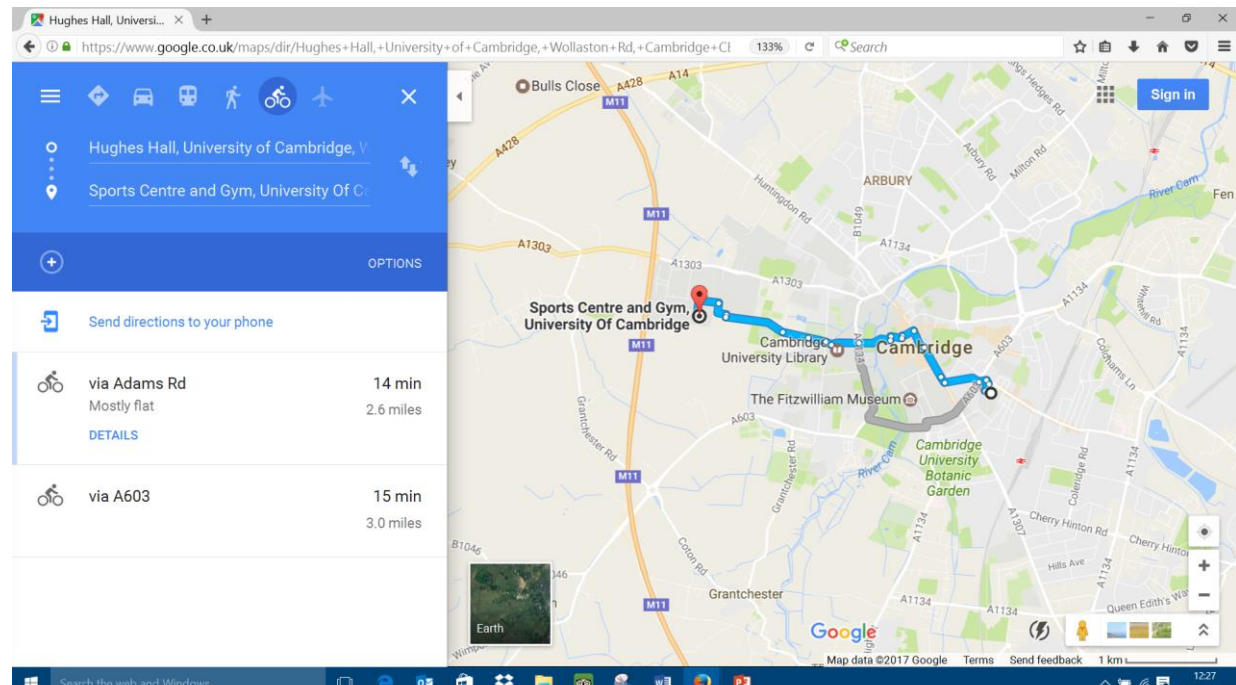
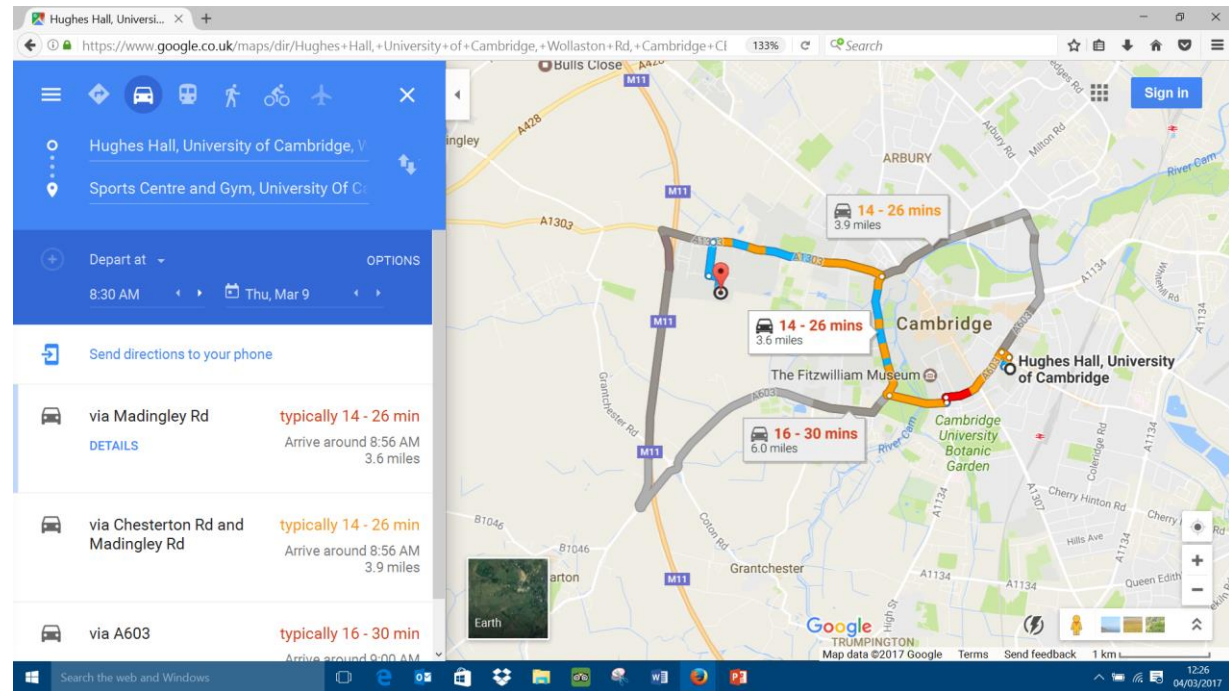
- Search Bar:** Hughes Hall, University of Cambridge
- URL:** <https://www.google.co.uk/maps/dir/Hughes+Hall,+University+of+Cambridge,+Wollaston+Rd,+Cambridge+City+Centre,+Cambridge+Cambridge>
- Map Controls:** Zoom in (+), Zoom out (-), Full Screen (f), Street View (p), Layers (L), Settings (gear icon).
- Map Data:** ©2017 Google
- Scale:** 1 km
- Time:** 12:24, 04/03/2017

And if you are late?



- You will not be allowed into the room if you are more than 30 minutes late
- Recently, the invigilators stopped ringing up College tutorial staff if students failed to show up so it is up to you now...
- And if you are going to be more than 30 minutes late to the venue...please turn up to the Tutorial Office immediately
 - You will be penalised 30 mins, but at least you will get to take the exam

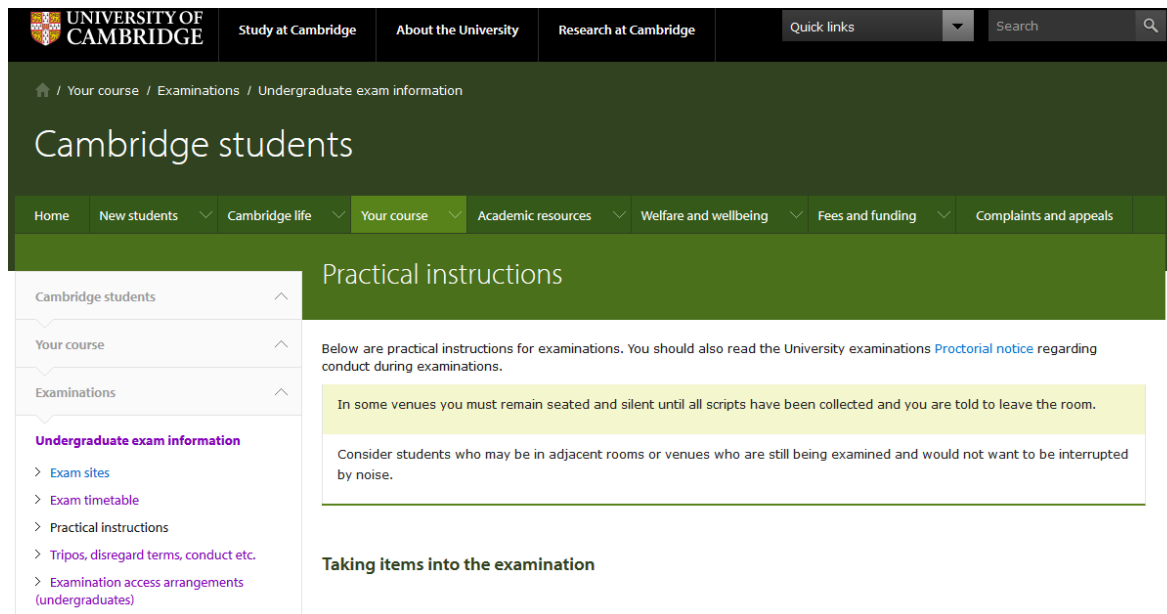
Taking a taxi may not be quicker than cycling!



- Remember reading time (if allowed) may start BEFORE the stated exam time so you will want to be there even earlier.

Taking the exam

- Read the guidance at <http://www.cambridgestudents.cam.ac.uk/your-course/examinations/undergraduate-exam-information/practical-instructions>



The screenshot displays the University of Cambridge website. The top navigation bar includes the University of Cambridge logo, links for 'Study at Cambridge', 'About the University', and 'Research at Cambridge', along with a 'Quick links' dropdown and a search bar. The breadcrumb trail reads: Home / Your course / Examinations / Undergraduate exam information. The main heading is 'Cambridge students'. Below this is a horizontal menu with links: Home, New students, Cambridge life, Your course (selected), Academic resources, Welfare and wellbeing, Fees and funding, and Complaints and appeals. A left-hand sidebar contains a list of links: Cambridge students, Your course, Examinations, Undergraduate exam information (selected), Exam sites, Exam timetable, Practical instructions, Tripos, disregard terms, conduct etc., and Examination access arrangements (undergraduates). The main content area is titled 'Practical instructions' and contains the following text: 'Below are practical instructions for examinations. You should also read the University examinations [Proctorial notice](#) regarding conduct during examinations.' A yellow box highlights the instruction: 'In some venues you must remain seated and silent until all scripts have been collected and you are told to leave the room.' Below this, a white box states: 'Consider students who may be in adjacent rooms or venues who are still being examined and would not want to be interrupted by noise.' The section 'Taking items into the examination' is partially visible at the bottom.

Required

- University ID card
- Stationery, in a clear plastic bag or clear pencil case
- Candidate Number


Permitted

- A non-carbonated drink in a small bottle for consumption provided that no disturbance is caused to other candidates
- Watch and wallet (subject to inspection by an invigilator.)
Note: Smart watches are not allowed in examination rooms
- Examination confirmation form – personal timetable (subject to inspection by an invigilator)

Disallowed

- Unauthorised material (including revision notes) or equipment relevant to the exam.
- Smart watches
 - Wireless earpieces
 - Good Luck charms and items
 - Cigarettes and E-cigarettes
 - Food (unless prior approval granted)
 - Medicines (unless prior approval granted)
 - Mobile phone
 - Coats and bags must be left in the area supplied, either at the back of the room or just outside the room.

NO CHEATING



If you are unwell or have an accident **before** an exam

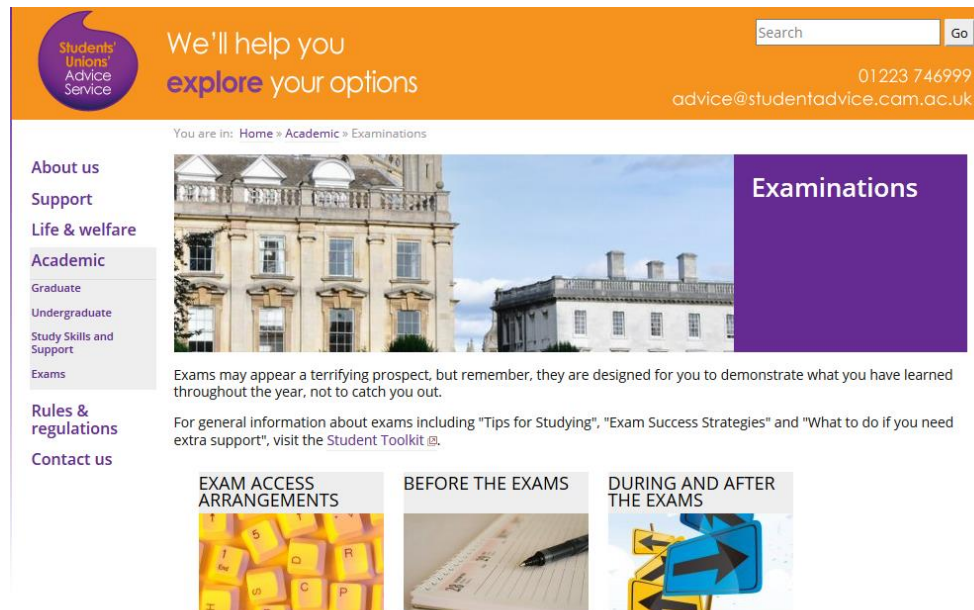
- If you are unwell on the day of an exam please tell the Tutorial Office immediately.
- If you think you might not be well enough to take your exam email your tutor as soon as possible to alert them to the problem.
- Don't wait until after the exam to see a doctor or nurse – see someone as soon as possible and preferably before the exam starts.
- If you have a longer term condition and your health deteriorates do make sure you update your GP or the College Nurse regularly.

If you become unwell **during** an exam

- Do not struggle on if you are unwell
- Raise your hand and wait for an invigilator
- The invigilator will accompany you out of the room and will then work out what to do next:
 - You may decide to return to the exam hall
 - The invigilator may ask the Duty Tutor to collect you and bring you back to College
 - You might then attempt the rest of the exam after a break if you feel well enough
 - However, if you are not well enough then we will arrange for you to see a GP or nurse and then apply for an Examination Allowance

Further sources of advice

- Student Advice Service
 - <http://www.studentadvice.cam.ac.uk/academic/exams/>





We'll help you
explore your options

01223 746999

advice@studentadvice.cam.ac.uk

You are in: [Home](#) » [Academic](#) » [Examinations](#)

About us

Support

Life & welfare

Academic

Graduate

Undergraduate

Study Skills and
Support

Exams

Rules &
regulations

Contact us



During and after the exams

- What should I do if I'm ill just before or during my exams?
- What should I do if something happens in the exams which affects my performance (large amounts of external noise, disturbance in exam room, mistake on the paper etc)?
- What should I do if there is a mistake on the exam paper?
- What should I do if there are procedural irregularities during the examination?
- What should I do if I am unhappy about my results?
- What should I do if I think my exam performance was affected by extenuating circumstances?
- When will my results be published?

Getting your results: Undergraduates

- When
 - On Camsis:

| My Personal Information | | Other Information | |
|-------------------------|----------------------------|--|---|
| Academic information | Languages | Advisers (DoS, Tutor, etc) | Manage @cam email address ↗ |
| Addresses | Names | Athletic participation | Publications |
| Email addresses | Personal data (gender etc) | Awards and bursaries | Student questionnaires |
| Emergency contacts | Phone numbers | Cambridge Bursary Scheme | Work experience |
| Internet addresses | Visa Applications | Graduation information ↗ | |

| Examinations | | Apply For Things | |
|-------------------------|----------------------------|---|----------------------|
| Examination entry rules | My results | Apply for graduate course ↗ | Transcripts |
| Examination timetable | When can I see my results? | Apply for graduation | Verification letters |
| | | Degree certificates ↗ | |

Select the term for which you would like to view your result dates.

| Term | Institution | Career |
|---|-------------------------|---------------|
| <input checked="" type="radio"/> Easter Term 2017 | University of Cambridge | Undergraduate |
| <input type="radio"/> Easter Term 2016 | University of Cambridge | Undergraduate |
| <input type="radio"/> Easter Term 2015 | University of Cambridge | Undergraduate |

View Result Dates

| Subject Area | Description | Expected Publication Date on Self Service | Actual Publication Date at Senate House |
|--------------|---------------------|---|---|
| LWT2 | Law Tripos, Part II | Not Available | Not Available |

Change Term

Via the classlist publication date document

<http://www.cambridgestudents.cam.ac.uk/your-course/examinations/all-students-timetable>

All students timetable

Class List publication dates

A list of classlist publication dates is made available each May for Easter Term classlists, for [Easter Term 2016 the list can be found here](#). Please contact the Student Registry directly (recordsandexams@admin.cam.ac.uk) for information about Michaelmas and Lent Term classlist publication dates or speak to your department.

| Subject | Name of Examination | Publication Date |
|---------|--|------------------|
| AET0 | Asian and Middle Eastern Studies Tripos, Part IA | 17/06/2016 |
| AET1 | Asian and Middle Eastern Studies Tripos, Part IB | 17/06/2016 |
| AET2 | Asian and Middle Eastern Studies Tripos, Part II | 17/06/2016 |
| ART0 | Architecture Tripos, Part IA | 13/06/2016 |
| ART1 | Architecture Tripos, Part IB | 13/06/2016 |
| ART2 | Architecture Tripos, Part II | 13/06/2016 |
| ASP1 | Preliminary Examination for Part I of the Anglo-Saxon, Norse and Celtic Tripos | 18/06/2016 |

Your results will become available on your camsis self-service page:

 **Extended Self Service Home**

My Personal Information

Addresses
Email addresses

My results

Easter Term 1994 – University of Cambridge – Undergraduate

Below is a list of results for your chosen term.

A My results

A
A

Select the term

| Term |
|---|
| <input type="radio"/> Easter T |
| <input type="radio"/> Easter T |
| <input type="radio"/> Easter T |
| <input checked="" type="radio"/> Easter T |

View R

Results

| Subject Area | Description | Grade | Total Mark / Out Of | Ranking / Out Of |
|--------------|---|----------------------|---------------------|-------------------------|
| AAT1 | Archaeological and Anthropological Tripos, Part I | Class II, division 1 | | Details |

Papers

| Subject Area | Number | Description | Mark | Out of |
|--------------|--------|--|------|--------|
| AAT1 | 1 | The development of human society | | |
| AAT1 | 2 | Humans in biological perspective | | |
| AAT1 | 3 | Human societies: the comparative perspective | | |
| AAT1 | 4A | Being human: an interdisciplinary approach | | |

Change Term



“Applications will only be considered where there is demonstrable evidence of medical or other exceptional extenuating circumstances showing that publication would be likely to seriously endanger their health or well-being.”

Myths

- Gentlemen are entitled to ask for a pint of ale during a Tripos exam
- You can be fined for not wearing a sword
- If you need to fight a crusade you will be award a first class mark for patriotism
 - You may or may not need a white horse, sword and armour...but it's still not going to work!
- You need a gown to sit an exam
 - The invigilator does need one, but you don't!

And if the exams don't go as well as you hoped...



Any questions?

- https://issuu.com/uni_cambridge/docs/university_of_cambridge_guide_to_un